

House of Prayer



TRUEWAY KIDS.COM

Introduction

One day Jesus went to the temple to pray. When He arrived, He was angry with what He saw. We read this account in Matthew 21:12-16; Mark 11:15-18; Luke 19:45-48 and John 2:12-24.

Key points:

- We need to remove things which do not honour God,
- Jesus wants our lives to be filled by Him,
- We should not get distracted from what is most important.

Lesson Guide

Show a clip of a busy marketplace. Alternately, you could visit a market during the week with your child. Try to speak about the senses. Is loud or quiet? What does it smell like? Is there lots to see and distract you? Ask your child if they think it would be easy to pray, read the Bible and learn about Jesus in a busy market.

Share how Jesus worshipped God in the temple similarly to how we worship God in a church building. Speak about how wonderful it is that we can worship God in church and learn about Him. Share how you look forward to spending time with God and His people.

Explain that when Jesus went to the temple, He saw lots of things he did not like. There were men selling animals and changing money right inside the temple. People were trying to make money from others desire to worship God.

Ask your child how they feel when different things happen. For example, 1) when you give them a gift, 2) when someone calls them a bad name, 3) when someone breaks their toy, 4) when you hug them and so on.

Share how these chapters of the Bible show a side of Jesus we don't often see. Jesus is angry when he sees people selling and making money in the temple and clears them out quickly. Share how Jesus had a righteous anger. He was not angry by how people treated Him, but how they were treating God the Father and others.


Ask your child to complete a challenging activity. It could be counting, writing or completing a jigsaw. First let them do it with peace and next time, make a lot of noise and try to distract them. Explain how the moneychangers were distracting people from the worship of God. Think about things which distract us from worshipping God.

Using a large piece of paper (lining or baking paper works well, alternatively use chalk or tape), create a life size outline of your child. Write some good actions and bad actions on cards. Ask your child to decide if the action is healthy or not. They should put the good things inside the outline and the bad things outside the outline.

Read 1 Corinthians 3:16. Explain that the Bible tells us that we are the temple of God and that the Spirit of God lives in us.

Remind your children that their bodies represent temples which they must keep clean as Jesus did his Father's temple. Sometimes we need to remove unhealthy things from our lives.

Pray together and thank God that He lives in you. Ask Him to help you remove things from your life which don't honour Him.



Jesus reminded the people, “It is written in the Scriptures, ‘My Temple will be a house where people will pray.’”

Some of the people became angry with Jesus. They wanted to keep cheating people.

But others joined Jesus to pray and worship God in the temple.



Jesus clears the temple

At the time of Passover, Jesus and his disciples travelled to Jerusalem to worship God and pray at the temple.

The temple was a special place, where people worshipped God and offered sacrifices.

Jesus always looked forward to visiting the temple and praying with God’s people.



But when Jesus arrived at the temple, He couldn't believe what He saw.

Instead of people praying and worshipping, it looked like a marketplace.

There were cows, sheep, and birds.

People were selling all sorts of things and exchanging money.

People were not thinking about God.



Jesus was very sad. He was angry at the way people were treating God.

Jesus loved His Father and His house!

Jesus turned over the tables and set the birds and animals free.

He told the people to get all those things out of His Father's house.

Games and Activities

Sort out

Invite your child to help you sort out their toy box, paper pile, clothes or a kitchen draw. Arrange the piles into things to keep, things to give away, thing to recycle and things to throw away.

Think about how things start out clear but become cluttered. Share how we need to remove things from our life which distract us from God.



Set up a Market stall

Set up a small market stall and allow your child to have some pretend play. Help them to find items to sell on their stall and to create price labels for the objects.

Play with them and buy items from their shop. Help them to count the coins for the correct amount.



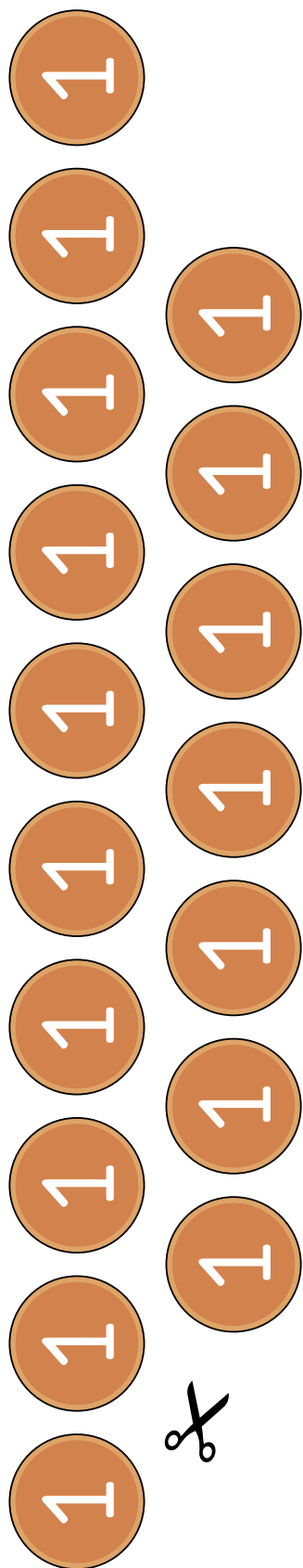
Creative prayer

Remind your child how wonderful it is that we can pray and talk to God. Speak about how we need to be careful not to forget God each day, like the people forgot Him in the temple.


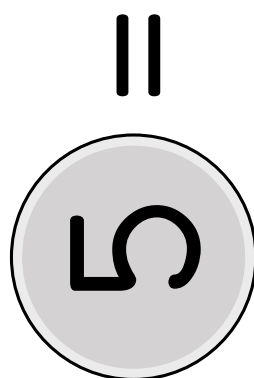

Set up some creative prayer ideas to do with your child throughout the week or use this week's craft.



A vibrant, cartoon-style illustration of an underwater scene. The background is a gradient of blue, representing the water, with several white bubbles floating around. On the right side, there is a sandy ocean floor. Various sea creatures are depicted: a large yellow and white fish at the top left, a yellow fish with orange fins at the top center, a small orange fish with a pink fin in the middle, a pufferfish with orange spines at the bottom center, and a blue fish at the bottom left. The ocean floor is decorated with colorful coral reefs in shades of pink, orange, and purple, along with green seaweed. Scattered across the sandy bottom are several pieces of trash: a green plastic bottle, a yellow banana peel, a red and black toy car, and a blue plastic bottle. The overall scene suggests a message about ocean pollution.




Exchange the coins




Spot 7 differences



Draw lines to connect the children with their emotions.



Craft - House of Prayer (Prayer box)




What you need


Template page,
A cereal or cardboard box,
Paper
Colouring pencils,

Glue,
Scissors.
Craft knife.


What to do



Scale the template page to fit a cereal box or cut out the windows and doors. Colour parts.




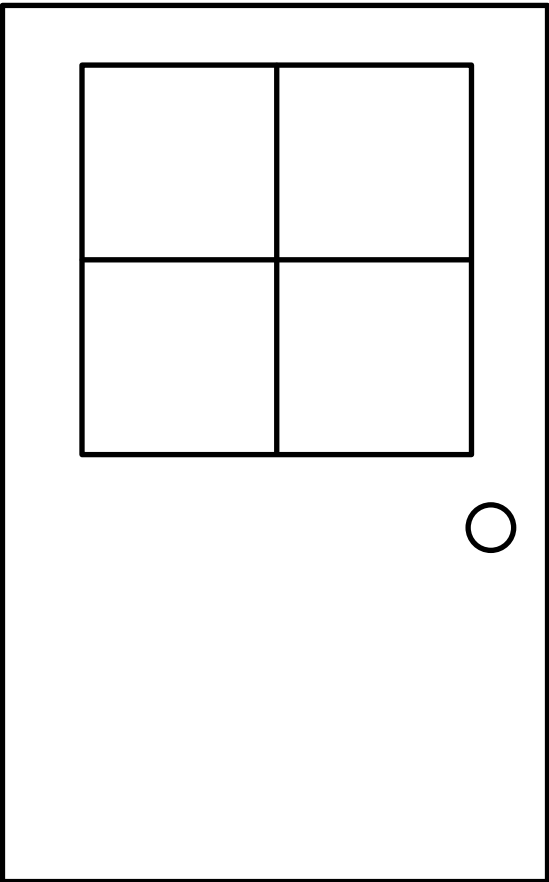


Glue the template parts and paper onto the box to make a house. Leave space to cut a slot.





Adult - Cut out the post slot.


Help your child to write some prayers and post them in the prayer box.

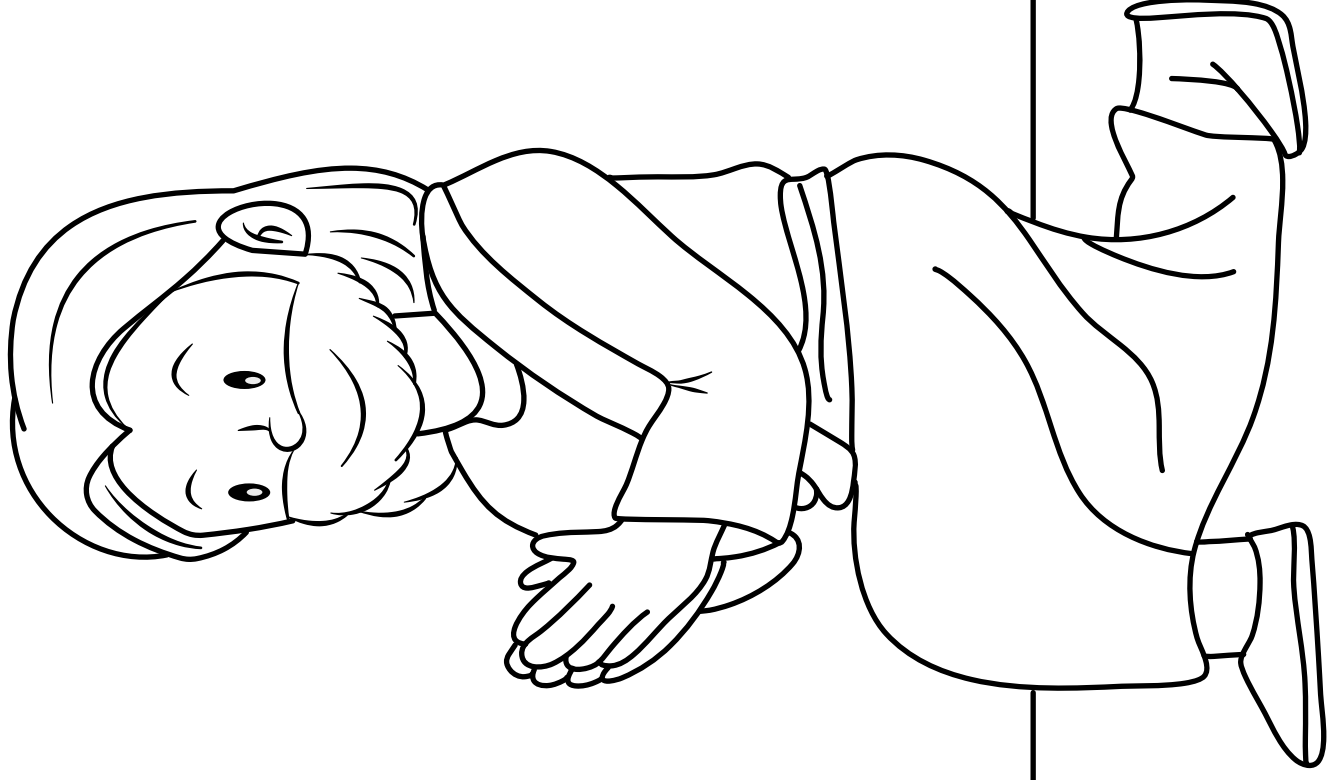
**My house will be called a house of prayer,
Matthew 21:13**











Worship Time

Recommend worship songs. Not produced by Trueway Kids. YouTube Videos to be used for personal use only.

When We Pray

<https://youtu.be/-h09Hanq5vg>

Prayer is like a Telephone

<https://youtu.be/7rw4pQK0gWw>

TODDLER WORSHIP (Five Finger Prayer)

https://youtu.be/0tnCgw8Dj_8



Prayer

Thank God that we can talk to Him through prayer. Ask Him to help you to keep your life clear of things that don't honour Him.

Next Week

Peter Walks on Water
(Matthew 14)

11th September 2020

If you haven't already done so, sign up to receive future lesson by email.

truewaykids.com/subscribe/

